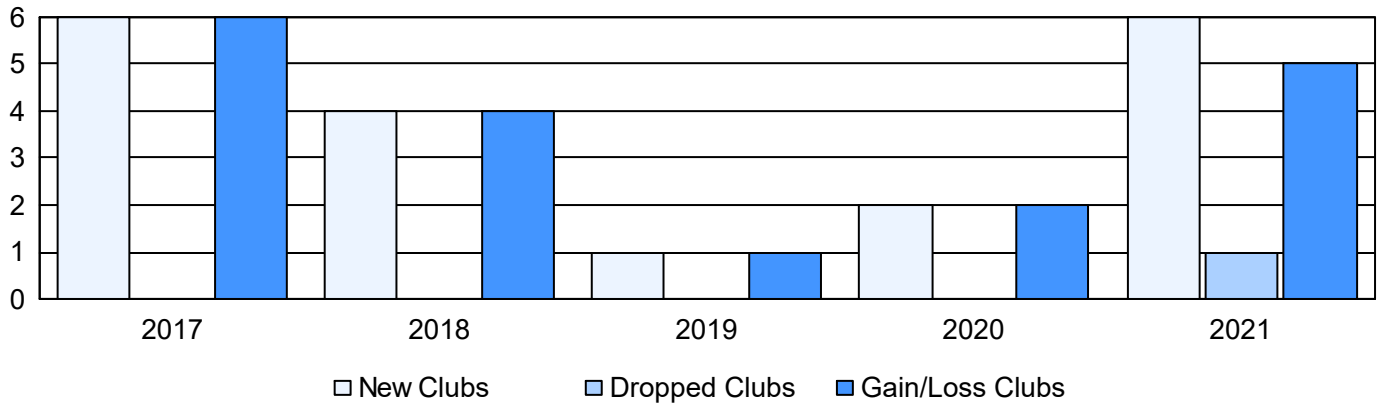
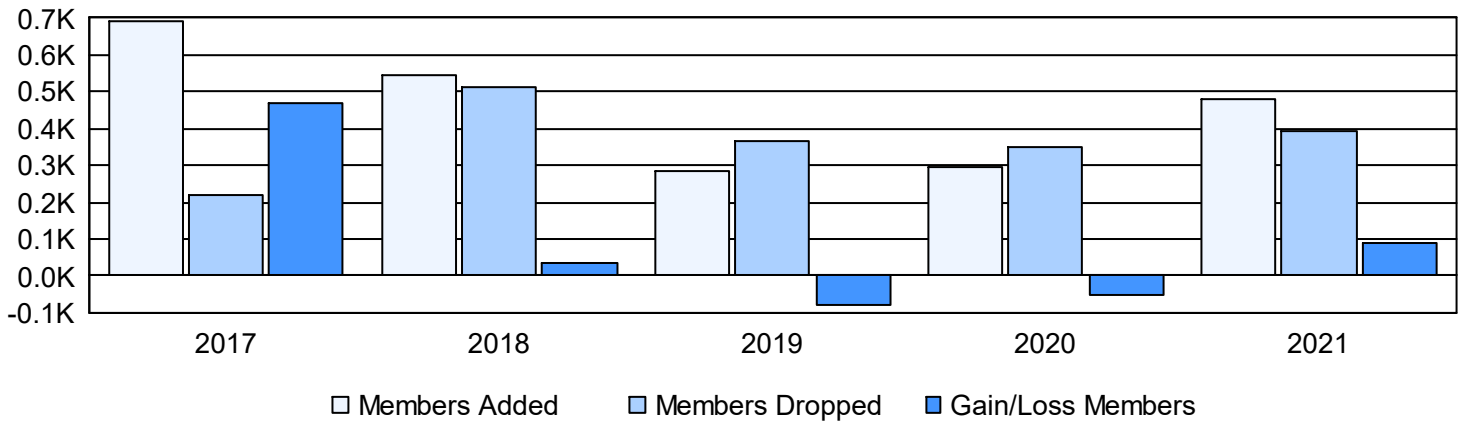


Year	New Clubs	Dropped Clubs	Gain/ Loss Clubs	New Members	Charter Members	Reinstate Members	Transfer Members	Total Member Added	Total Members Dropped	Gain/ Loss Members
2016-2017	6	0	6	499	163	22	5	689	221	468
2017-2018	4	0	4	394	139	9	4	546	512	34
2018-2019	1	0	1	193	47	27	19	286	364	-78
2019-2020	2	0	2	238	43	11	4	296	349	-53
2020-2021	6	1	5	290	172	15	4	481	391	90
Average	4	0	4	323	113	17	7	460	367	92

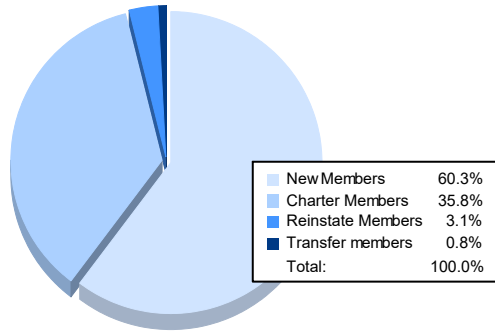
Clubs



Members



Membership Composition June 2021 Cumulative



Gender Composition June 2021 Cumulative

